




Part C. Instructions: Write the word below its corresponding image./Parte C. Instrucciones: Escriba la palabra debajo de su imagen correspondiente.

Pain	A lot of pain	No pain at all	A little pain	No pain	Ok
------	---------------	----------------	---------------	---------	----



L. \_\_\_\_\_ M. \_\_\_\_\_ N. \_\_\_\_\_ O. \_\_\_\_\_ P. \_\_\_\_\_ Q. \_\_\_\_\_

Part D. Instructions: Write the word below its corresponding image.

Parte D. Instrucciones: Escriba la palabra debajo de su imagen correspondiente.

fall	spring	winter	today	summer
------	--------	--------	-------	--------



4. \_\_\_\_\_



5. \_\_\_\_\_



6. \_\_\_\_\_








7. \_\_\_\_\_







8. \_\_\_\_\_






last weekend	days ago	yesterday	months ago	last week
--------------	----------	-----------	------------	-----------

 <p>9. _____</p>	 <p>10. _____</p>	 <p>11. _____</p>	 <p>12. _____</p>	 <p>13. _____</p>
--	--	---	--	--






years ago	young adult	teenager	teenager
-----------	-------------	----------	----------

 <p>14. _____</p>	 <p>15. _____</p>	 <p>16. _____</p>	 <p>17. _____</p>
---	---	---	---

twenties	adult	thirties	parent	As I got older
----------	-------	----------	--------	----------------






 <p>18. _____</p>	 <p>19. _____</p>	 <p>20. _____</p>	 <p>21. _____</p>	 <p>22. _____</p>
--	--	---	--	--

fifties	seventies	eighties	forties	sixties
---------	-----------	----------	---------	---------





 <p>23. _____</p>	 <p>24. _____</p>	 <p>25. _____</p>	 <p>26. _____</p>	 <p>27. _____</p>
--	--	---	--	--

Part E. Instructions: Write the word below its corresponding image./ Parte E. Instrucciones: Escriba la palabra debajo de su imagen correspondiente.

exercise	lift something	walk	bend	run
----------	----------------	------	------	-----

 <p>28. _____</p>	 <p>29. _____</p>	 <p>30. _____</p>	 <p>31. _____</p>	 <p>32. _____</p>
--	--	---	--	--

sleep	reach	work	lay down
-------	-------	------	----------

 <p>33. _____</p>	 <p>34. _____</p>	 <p>35. _____</p>	 <p>36. _____</p>
---	--	--	--